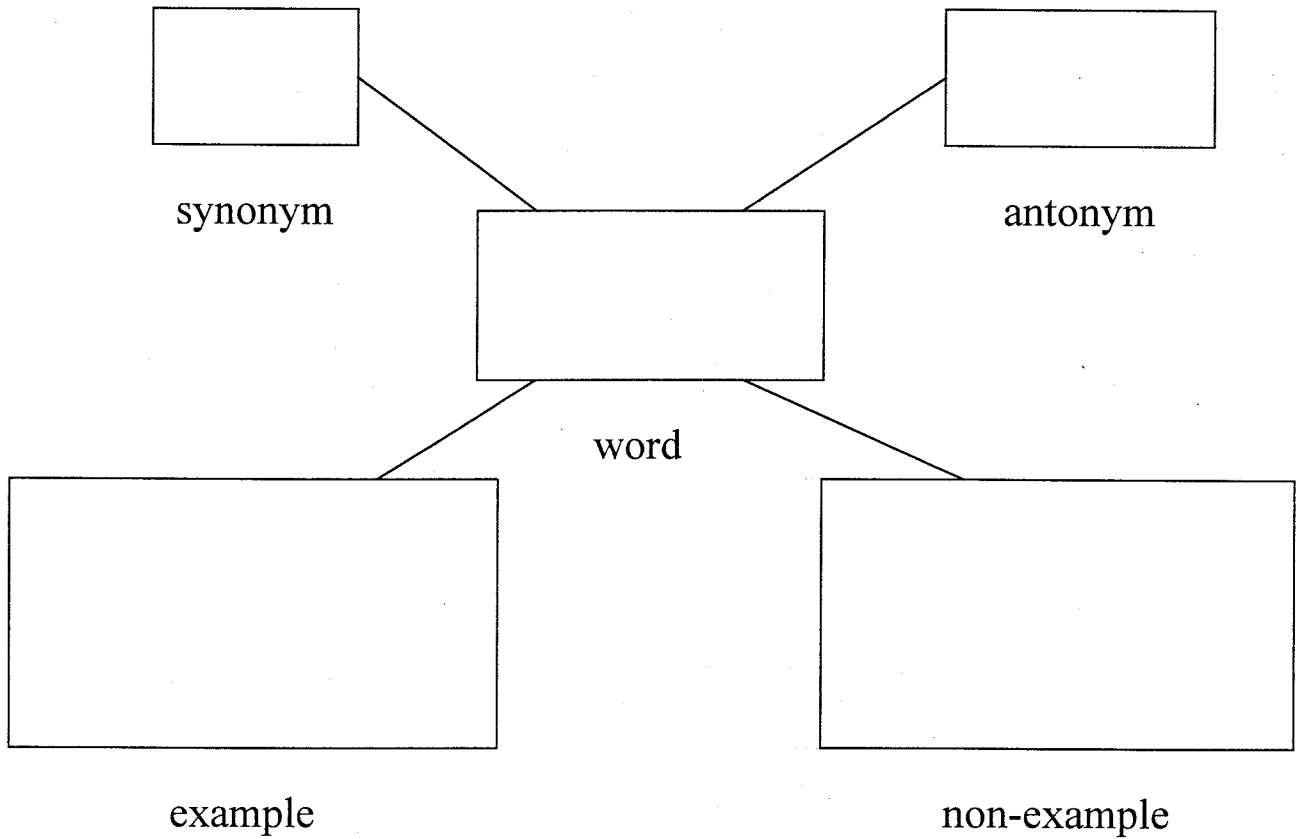


THE WORD MAP



Advanced Story Map Worksheet (Adapted from Gardill & Jitendra, 1999)

Student: _____ Date: _____ Class: _____

Story Name: _____

1. Who is the central character? _____
2. What is the main character like? (Describe his/her key qualities or personality traits).

3. Who is another important character in the story? _____
4. What is this other important character like? _____

5. Where and when does the story take place? _____

6. What is the major problem that the main character is faced with? _____

7. How does the main character attempt to solve this major problem? _____

8. What is the twist, surprise, or unexpected development that takes place in the story?

9. How is the problem solved or not solved?

10. What is the theme or lesson of the story?

Outline for a Five-Paragraph Essay

Title: _____

I. Introduction

A. Introductory statement

B. Thesis statement: _____

II. Body

A. First Supporting Idea (Topic Sentence):

- _____
1. _____
 2. _____
 3. _____

B. Second Supporting Idea (Topic Sentence):

- _____
1. _____
 2. _____
 3. _____

C. Third Supporting Idea (Topic Sentence):

- _____
1. _____
 2. _____
 3. _____

III. Conclusion

A. Closing statement

B. Restate thesis: _____

Introduction

Topic _____

Position (thesis statement)

Plan

¶ A _____

¶ B _____

¶ C _____

Body

Paragraph A

Topic (¶ A)

Explain evidence examples experience

* _____

* _____

* _____

Body

Paragraph B

Topic (¶ B)

Explain evidence examples experience

* _____

* _____

* _____

Body

Paragraph C

Topic (¶ C)

Explain evidence examples experience

* _____

* _____

* _____

Conclusion

Summarize

Call for Action

Convince

Restate Thesis

Title _____

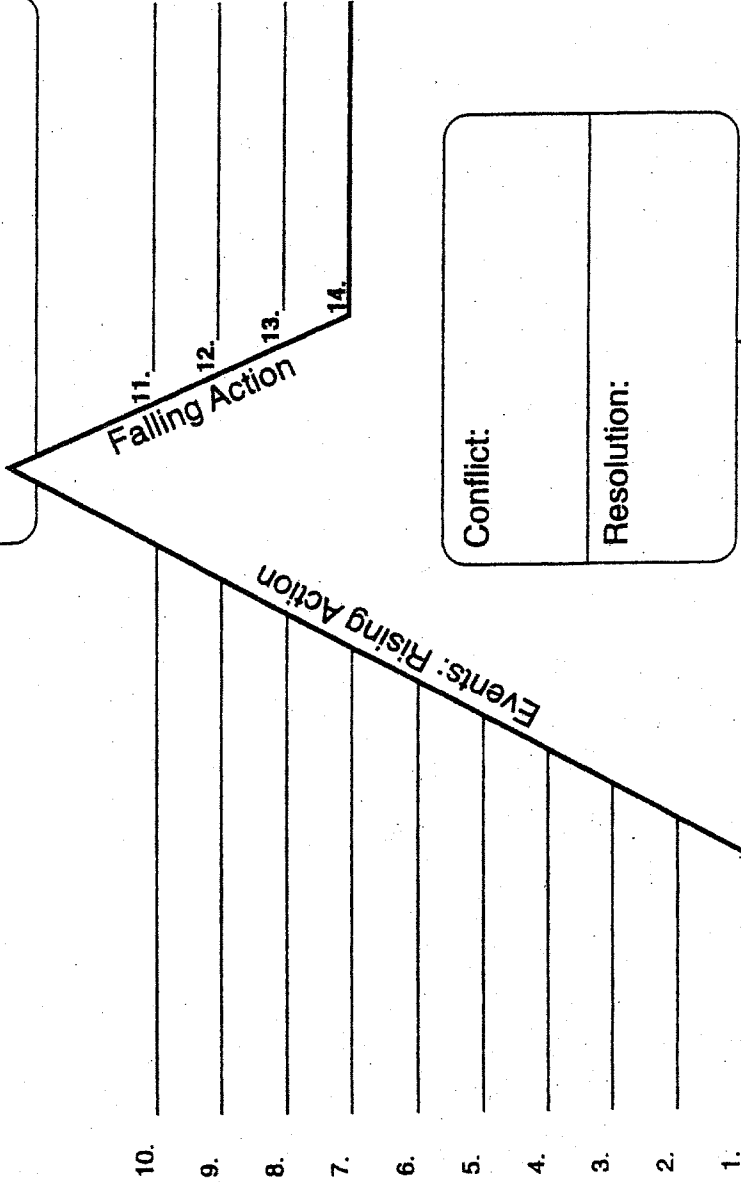
List – Cross out – Connect & Number
Five Paragraph Essay Organizer

Story Map

Climax:

Title: _____

Major Characters: _____
Major Characters: _____



Conflict:	
Resolution:	

Setting:

Author's Theme:

Title

Elements

Main Characters
Who?

Other Characters
Who?

Setting
(Where? When?)

Problem (What?)	Resolution (What happened?)

Structure (How?)

Beginning

Middle

End

Theme

Story Grammar

Theme: _____

Setting: _____

Relevance of Setting: _____

Major Characters:

Name(s)	Traits	Functions
		How did this character help to move the story along?

Main Character's Problems/Goals: _____

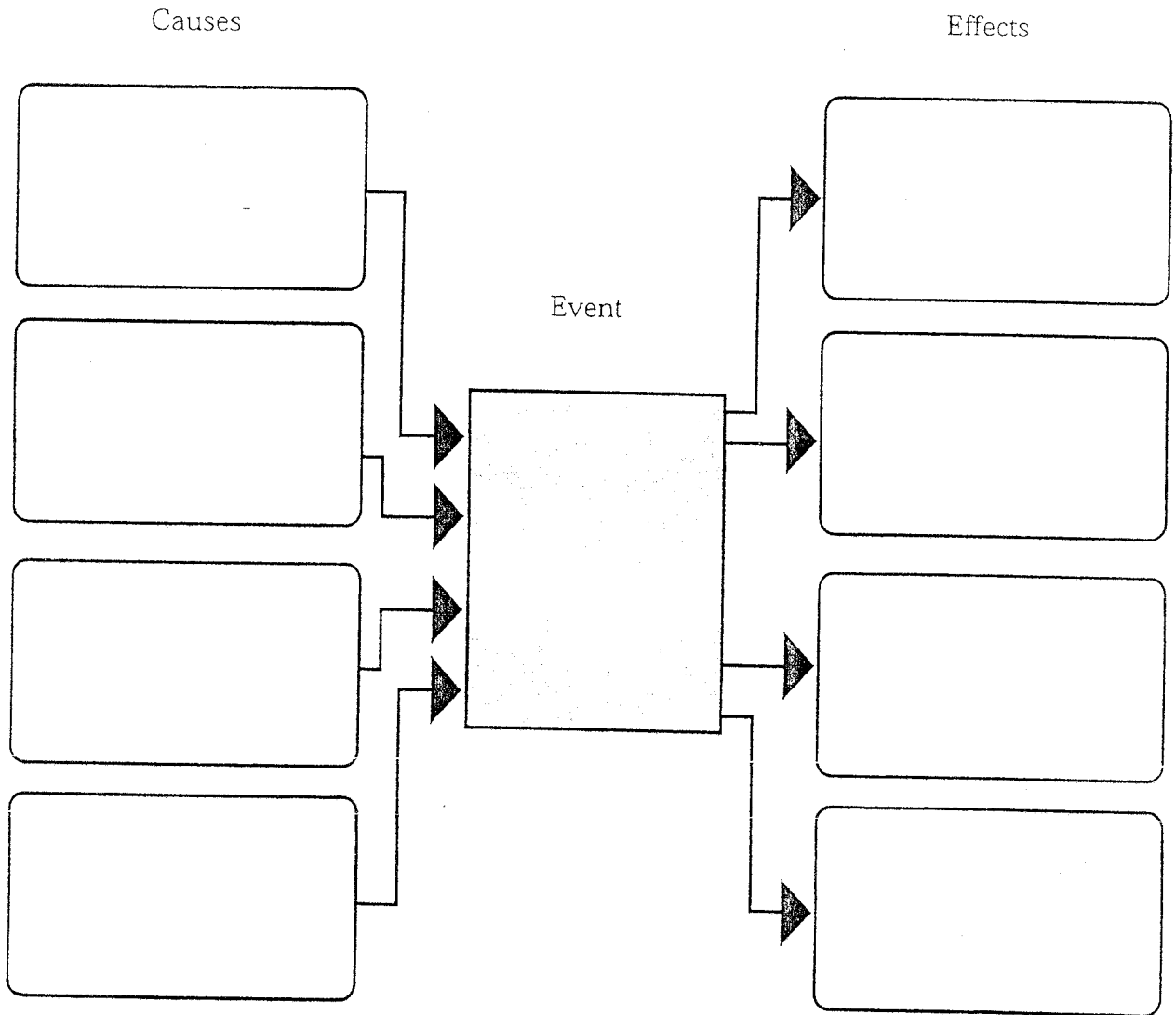
Plot: _____

Climax: _____

Resolution: _____

Supporting Idea Chart

In the center box, write in the central event that you are trying to understand. On the left side, write in the causes of the event. On the right side write in the results of the event.

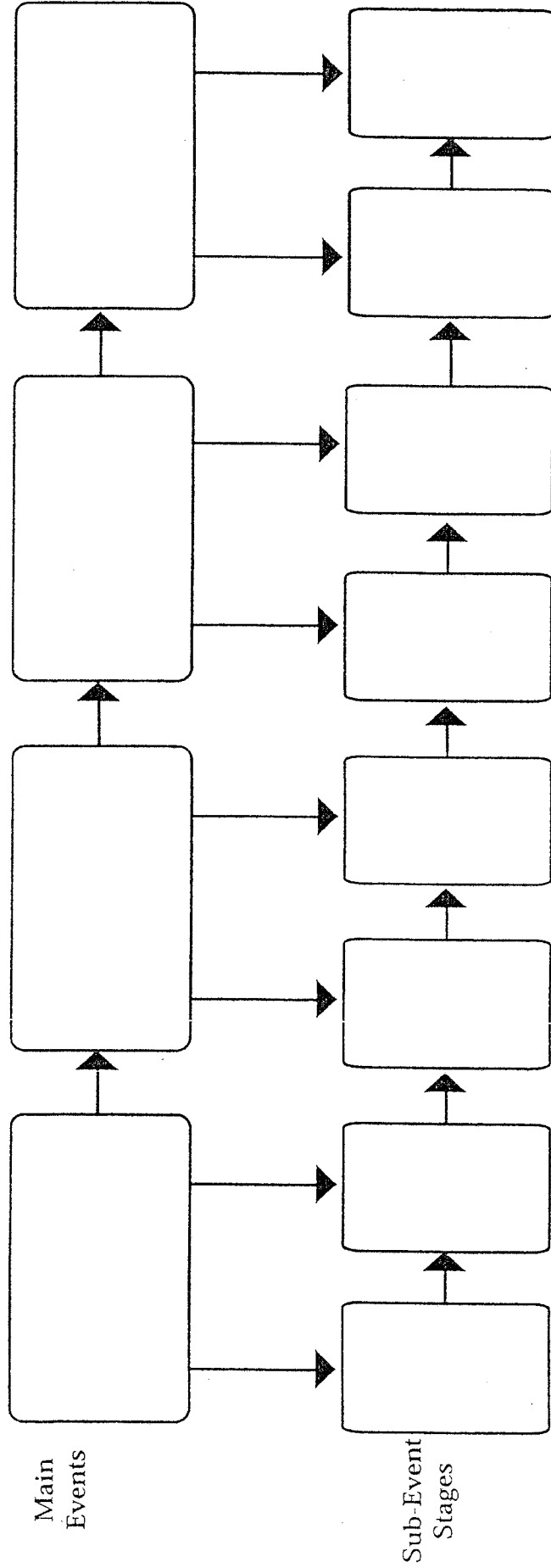


Questions

1. What were the causes of this event?
2. What are the effects of this event?
3. Which causes are directly related to which effect?

Sequence Chart

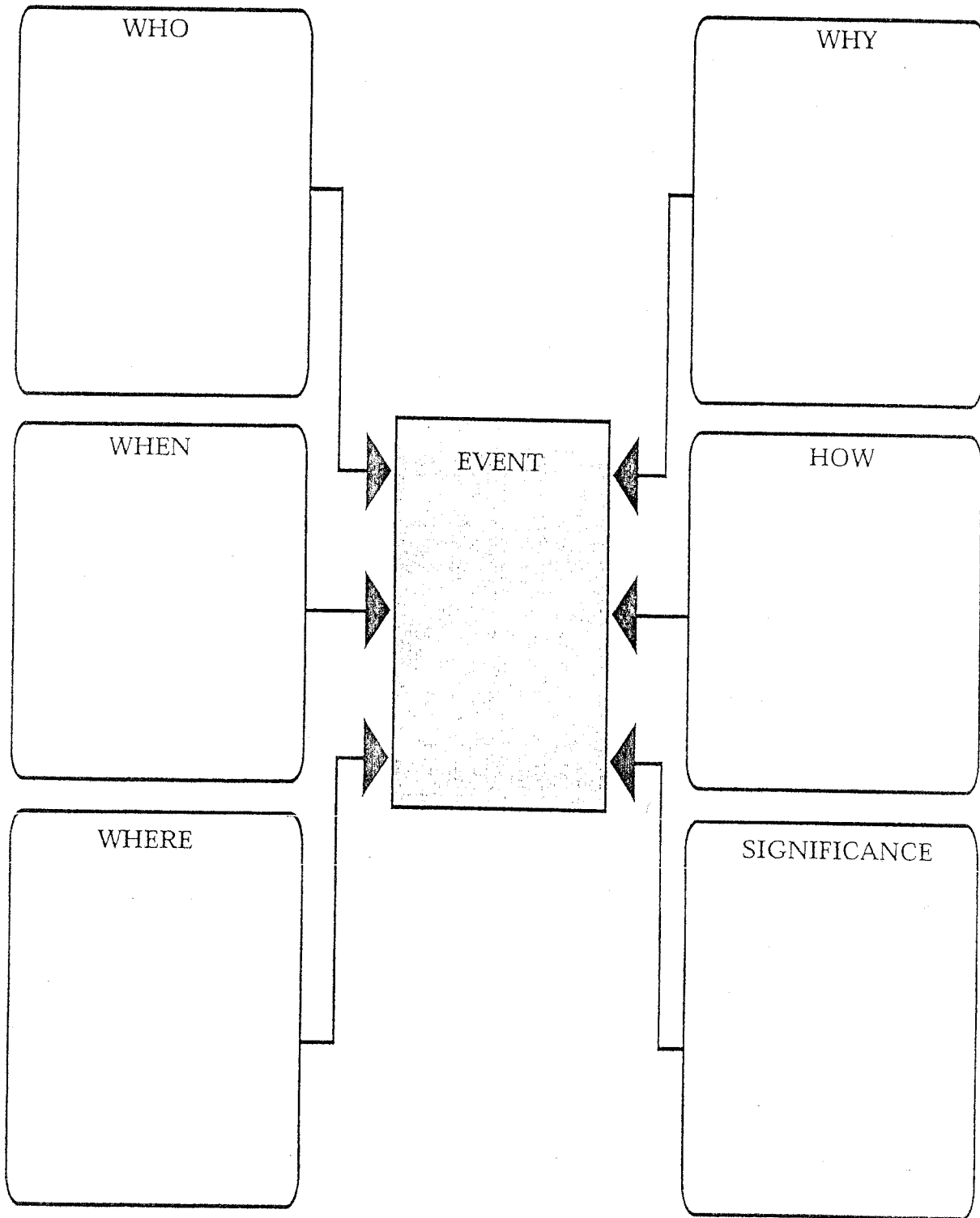
Use to write major stages of an event. In the smaller rectangle, write on the sub-stages for each sequence for that event. This writing activity may include illustrations, symbols, quotations, or drawing to explain your interpretations of the event.



Questions

1. What is the name of the entire event of sequence?
2. What are the stages of this event or sequence?
3. What are the sub-stages of the major stages?

Describing a Historic Event
(May include drawings and quotes)



Directed Reading/Thinking Activity

What I know I know:

What I think I know:

What I think I'll learn:

What I know I learned:

(During Reading - Introduces **strategies** that students can utilize during reading.)

Paragraph Shrinking

Main Idea Statement:

1. Name the who or what.

(The main person, animal, or thing.)

2. Tell the most important thing about the who or what.

3. Say the main idea in 10 words or less.

(Optional – Write down your main idea sentence.)

KWL

Student _____ Topic _____

K What I know	W What I want to learn	L What I learned

Vocabulary for _____

Name _____
Date _____

Vocabulary

()

()

()

()

Definition (Critical Attributes)

Sentence/Examples/Pictures

Vocabulary for _____

Name _____

Date _____

Vocabulary

landform

(n.)

Definition (Critical Attributes)

- surface feature
- covers the earth
- on land and ocean floor

Sentence/Examples/Pictures

plain, mountain, plateau, hill

plantation

(n.)

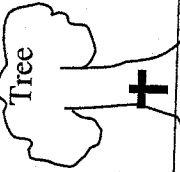
- a large farm
- needs many workers

The plantation grew huge banana crops.

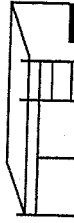
natural resource

(n.)

- things
- found in nature
- useful to people



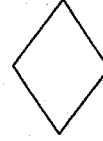
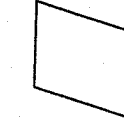
Wood Desk



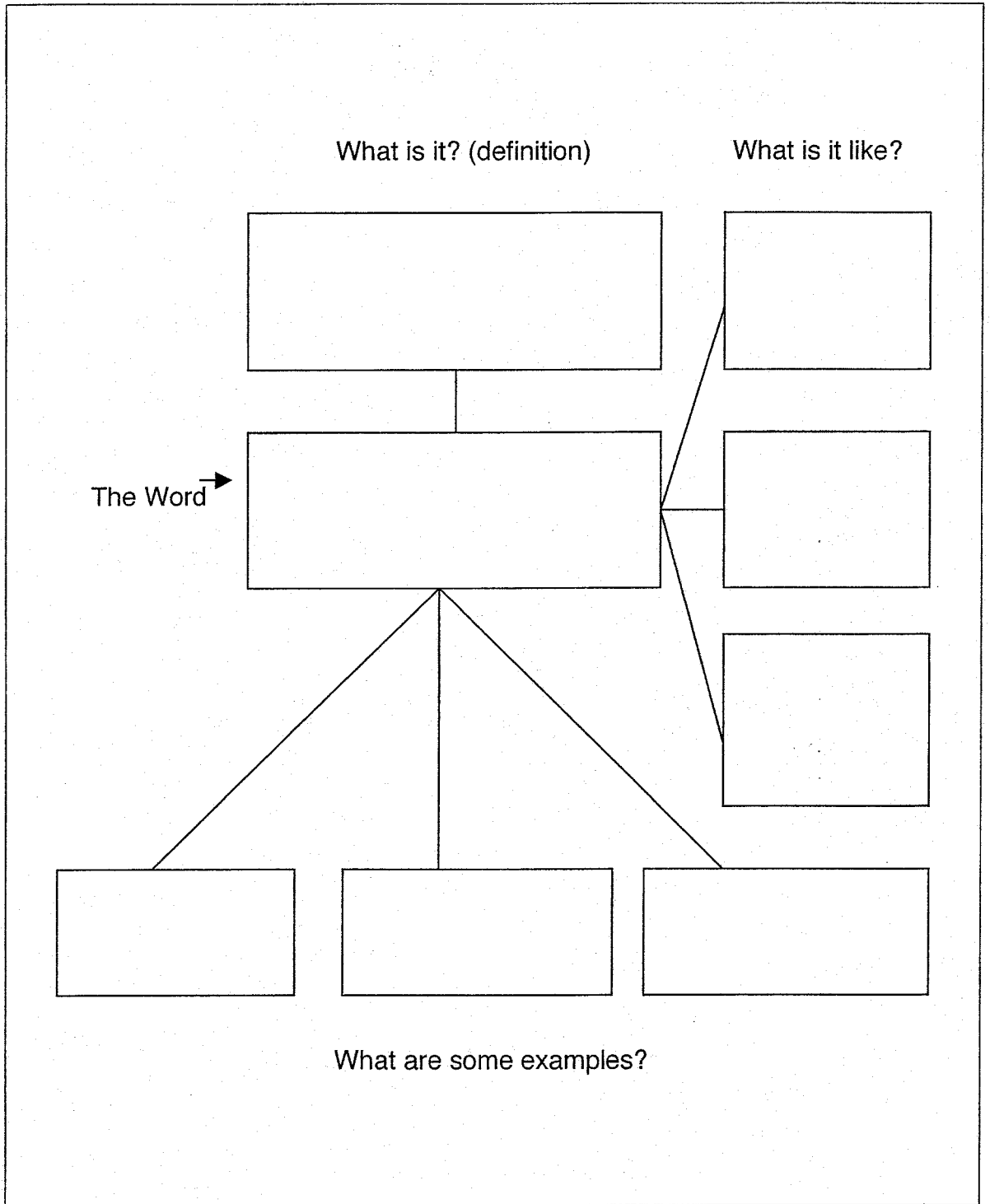
parallelogram

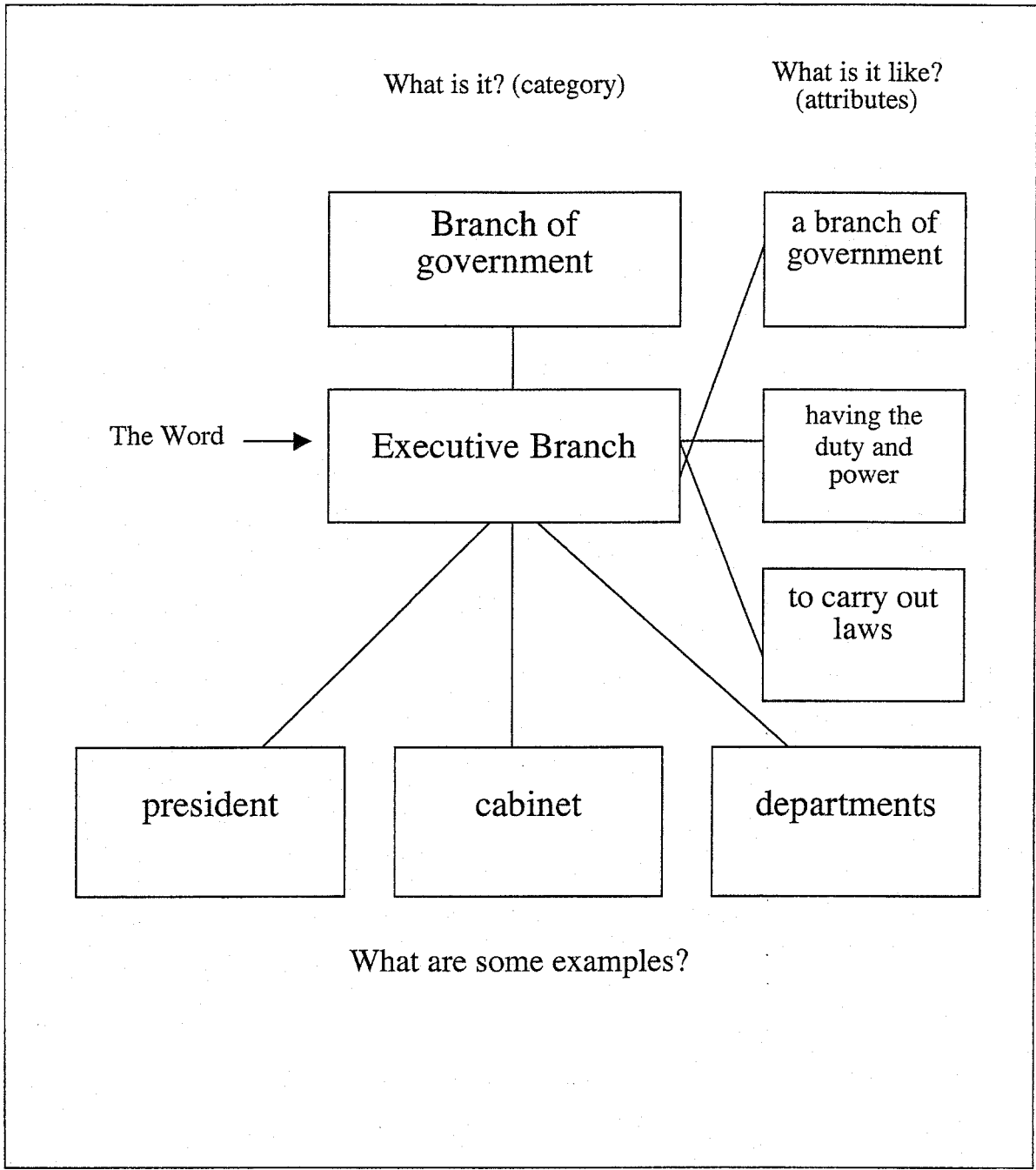
(n.)

- a geometric shape with four sides
- two pairs of lines – each pair has lines of the same length
- both pairs are parallel to each other



Word Mapping





(Schwartz, 1988; Schwartz & Raphael, 1985)

Planning Guide

WRITTEN DIRECTIONS

WHAT:

MATERIALS:

STEPS:

STEP 1.

STEP 2.

STEP 3.

STEP 4.

STEP 5.

STEP 6.

STEP 7.

STEP 8.

STEP 9.

Autobiographical Incident
Planning Guide

(5) TITLE

(1) INCIDENT

(3) SETTING

(4) EVENTS IN ORDER

(2) LESSON LEARNED

Planning Guide

Writing a Story

(8) Title of Story _____

SETTING AND CHARACTERS

(4) Setting (time and place) _____

(3) Main Character _____

(2) Kind of Person

Appearance

Personality

(7) Other characters _____

Writing a Story (cont')

PLOT

(1) Conflict _____

(5) Events _____

(6) Conclusion _____

(9) Story Teller (Character in story, Outsider) _____

Planning Guide - Fable

(7) Title

(4) Setting

(2) Main Character(s)

(3) Problem

(5) Events

Beginning

Middle

(5) End

(1) Moral (Lesson)

Planning Guide - Story

(6) Title

(3) Setting

(1) Main Character(s)

(2) Problem

(4) Events

Beginning

Middle

(5) End